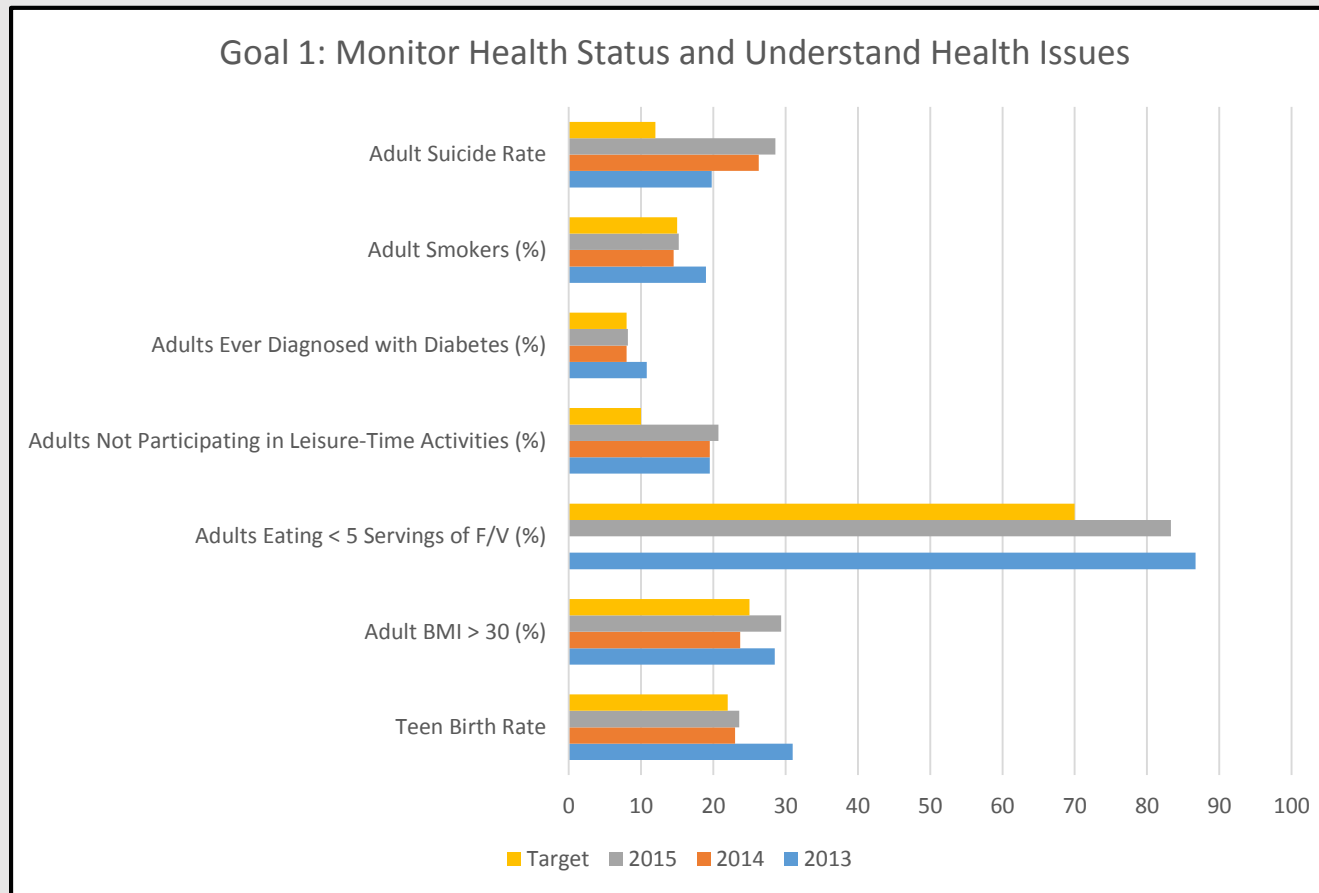


Annual Public Health - Idaho North Central District Performance Dashboard FY 2015

Goal 1: Monitor Health Status and Understand Health Issues				
Performance Measures	2013	2014	2015	Target
Teen Birth Rate	31	23	23.6	22
Adult BMI > 30 (%)	28.5	23.7	29.4	25
Adults Eating < 5 Servings of F/V (%)	86.7	NDA	83.3	70
Adults Not Participating in Leisure-Time Activities (%)	19.5	19.5	20.7	10
Adults Ever Diagnosed with Diabetes (%)	10.8	8	8.2	8
Adult Smokers (%)	19	14.5	15.2	15
Adult Suicide Rate	19.8	26.3	28.6	12



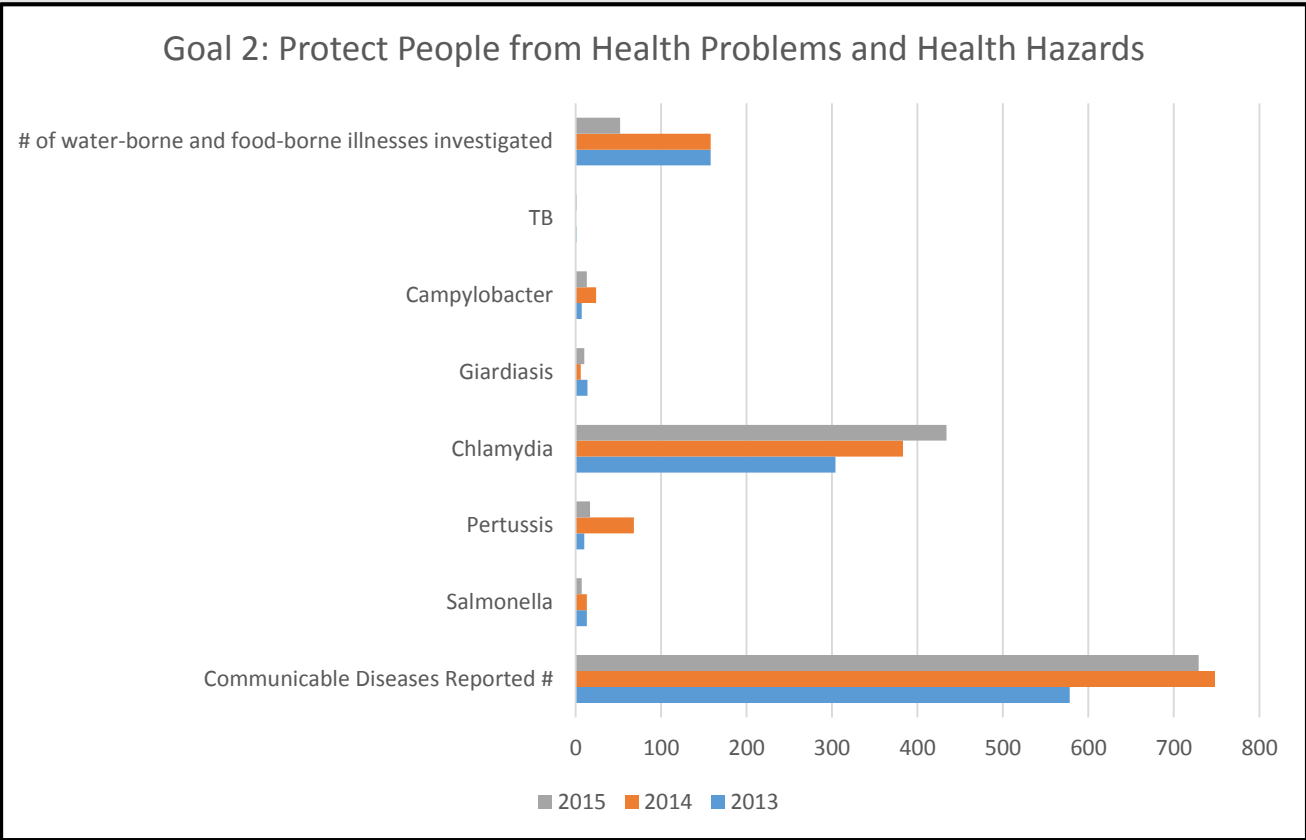
Objective 1: Obtain data that provides information on the community's health to identify trends and population health risk.

Strategies for Improvement :

1. Monitor existing data sources.
2. Analyze data and trends.
3. Promote information through agencies to policy and decision makers and the general public.

Annual Public Health - Idaho North Central District Performance Dashboard FY 2015

Goal 2: Protect People from Health Problems and Health Hazards				
Performance Measures	2013	2014	2015	Target
Communicable Diseases Reported #	578	748	729	N/A
Salmonella	13	13	7	N/A
Pertussis	10	68	17	N/A
Chlamydia	304	383	434	N/A
Giardiasis	14	6	10	N/A
Campylobacter	7	24	13	N/A
TB	1	0	1	N/A
# of water-borne and food-borne illnesses investigated	158	158	52	N/A



Objective 2: Minimize, contain, and prevent adverse communicable disease outbreaks and health hazards.

Strategies for Improvement :

1. Conduct investigations of reportable diseases.
2. Respond to and mitigate communicable disease outbreaks.

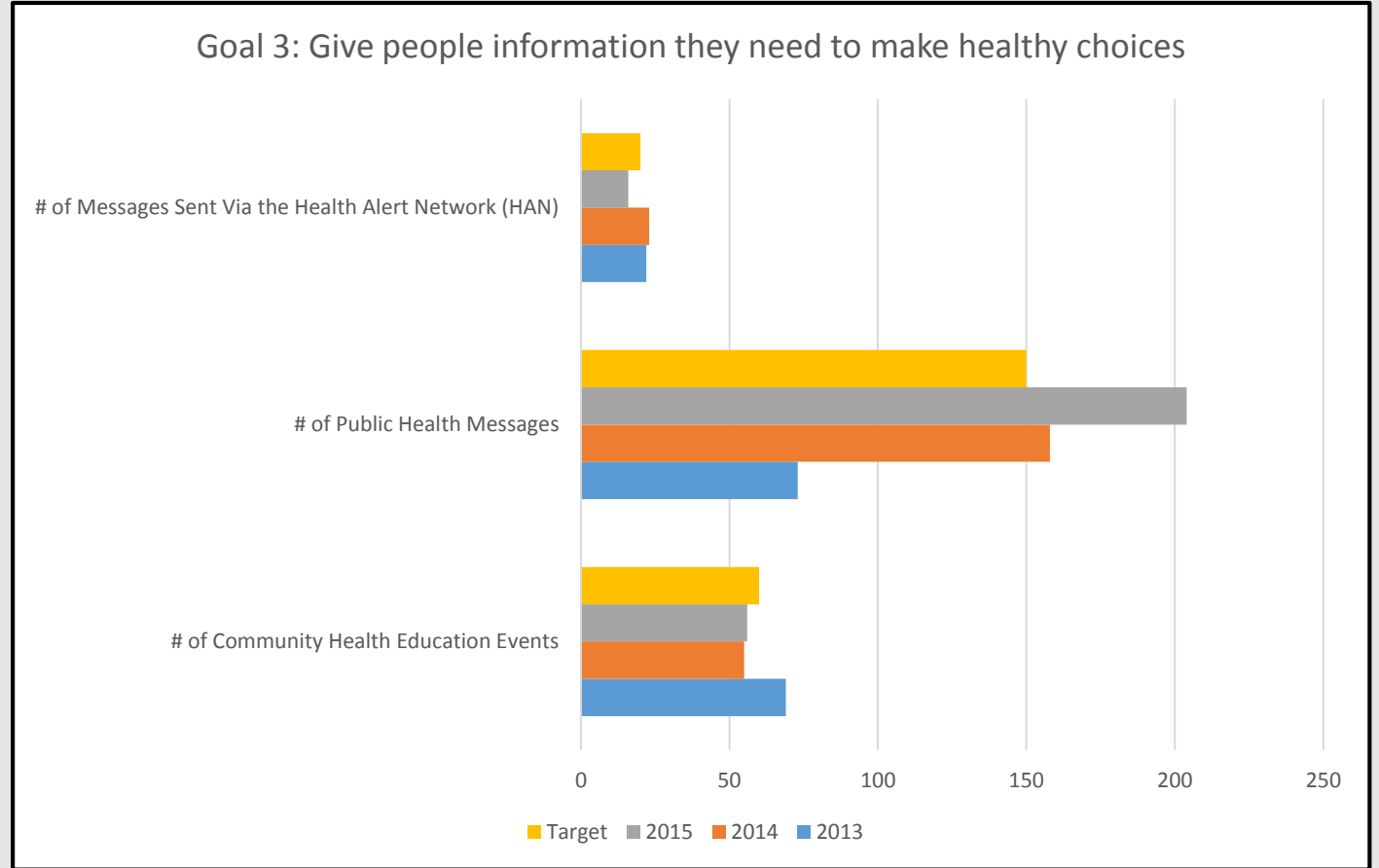
Annual Public Health - Idaho North Central District Performance Dashboard FY 2015

Goal 3: Give People Information they need to make Healthy Choices				
Performance Measures	2013	2014	2015	Target
# of Community Health Education Events	69	55	56	60
# of Public Health Messages	73	158	204	150
# of Messages Sent Via the Health Alert Network (HAN)	22	23	16	20

Objective 3: Provide targeted, culturally appropriate information to empower individuals to make good health decisions.

Strategies for Improvement :

1. Develop relationships with media to convey information of public health significance, correct misinformation about public health issues, and serve as an essential resource.
2. Exchange information and data with individuals, community groups, other agencies, and the general public about physical, behavioral, environmental, and other issues effecting the public's health.



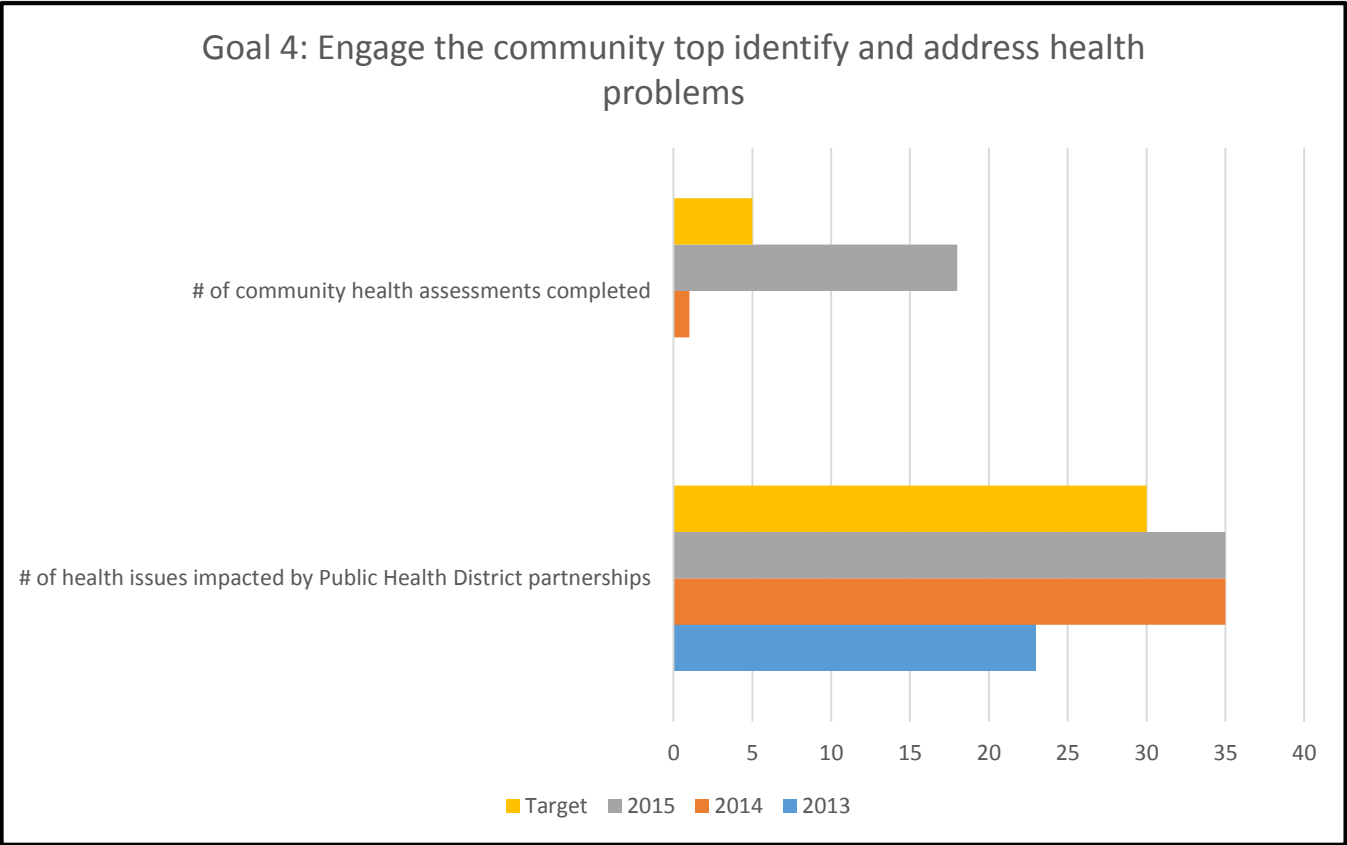
Annual Public Health - Idaho North Central District Performance Dashboard FY 2015

Goal 4: Engage the Community to Identify and Address Health Problems				
Performance Measures	2013	2014	2015	Target
# of health issues impacted by Public Health District partnerships	23	35	35	30
# of community health assessments completed	N/A	1	18	5

Objective 4: Develop partnerships to generate support for improved community health status.

Strategies for Improvement :

- Promote the community’s understanding of, and advocacy for, policies and activities that will improve the public’s health.
- Inform the community, governing bodies, and elected officials about public health services that are being provided.



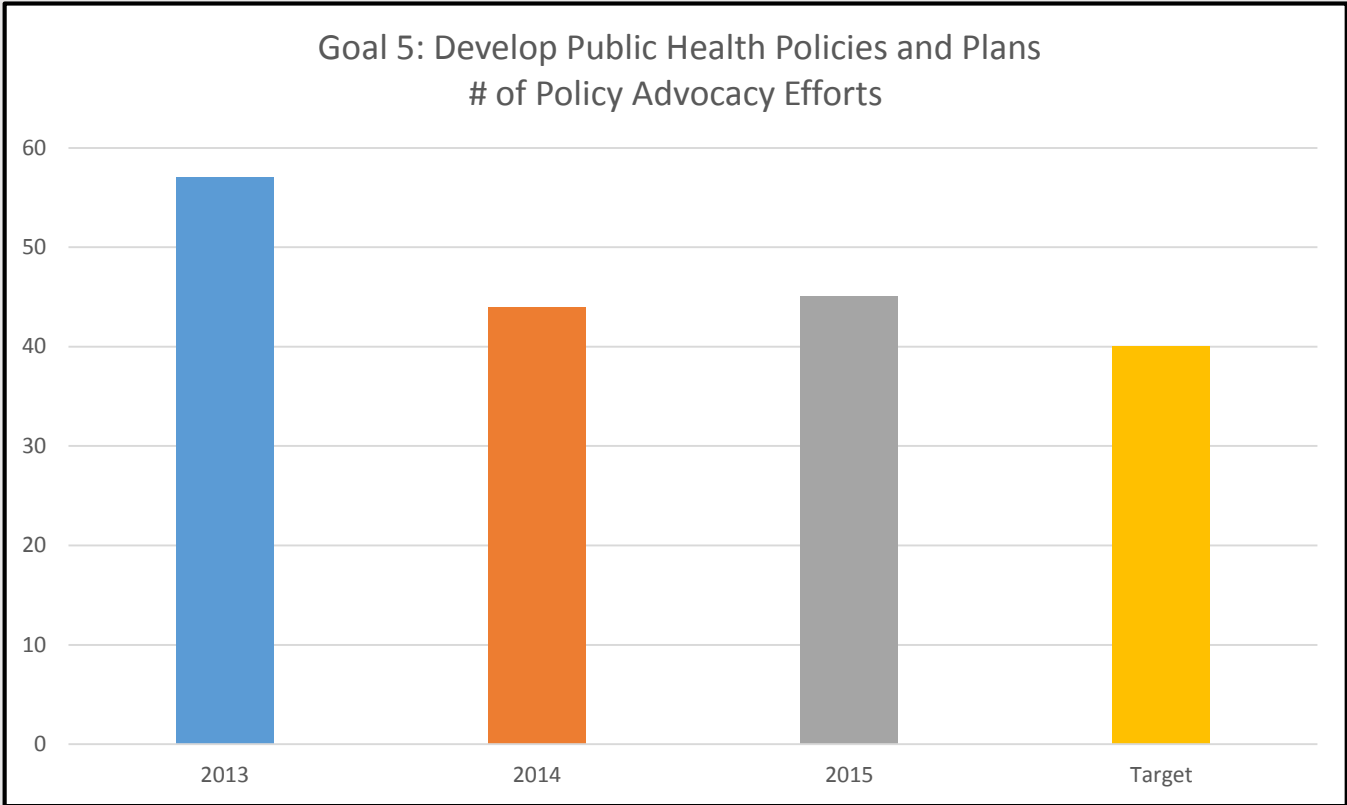
Annual Public Health - Idaho North Central District Performance Dashboard FY 2015

Goal 5: Develop Public Health Policies & Plans				
Performance Measures	2013	2014	2015	Target
# of Policy Advocacy Efforts	57	44	45	40

Objective 5: Lead and/or participate in policy development efforts to improve public health.

Strategies for Improvement :

1. Serve as a primary resource to governing bodies and policymakers to establish and maintain public health policies, practices, and capacity.
2. Advocate for policies that improve public health.



Annual Public Health - Idaho North Central District Performance Dashboard FY 2015

Goal 6: Enforce Public Health Laws & Regulations

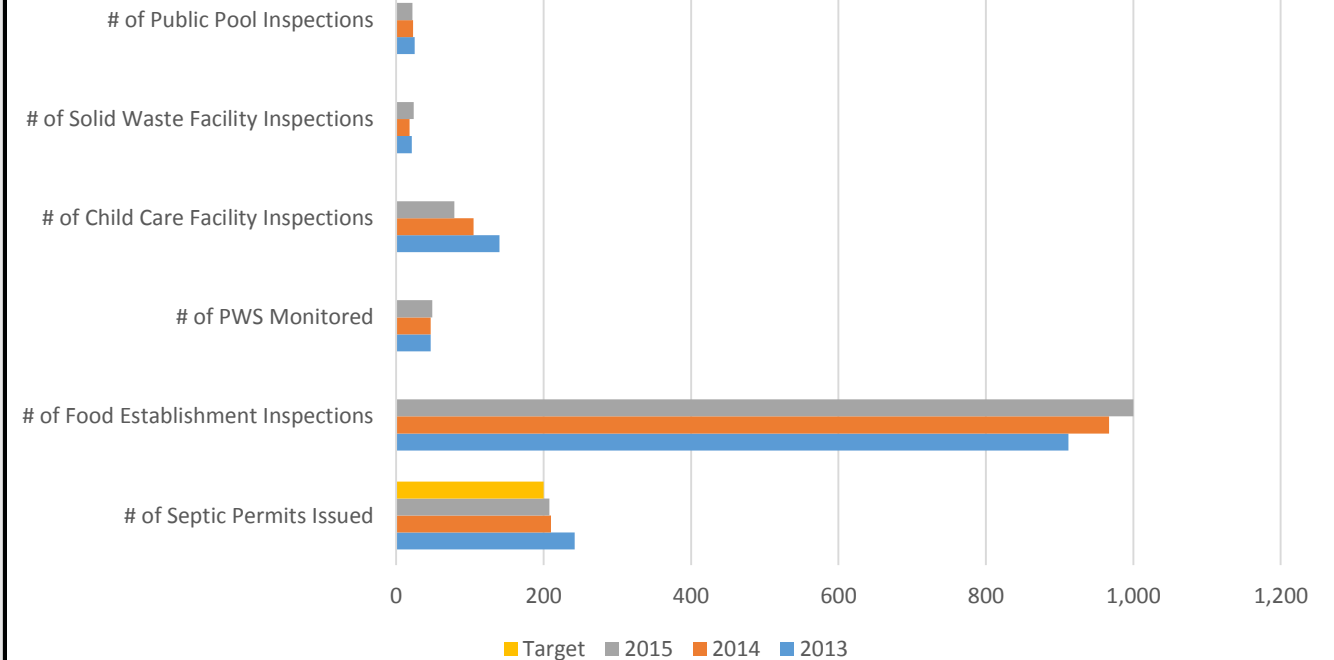
Performance Measures	2013	2014	2015	Target
# of Septic Permits Issued	242	210	208	200
# of Food Establishment Inspections	912	967	1000	100%
# of PWS Monitored	47	47	49	100%
# of Child Care Facility Inspections	140	105	79	100%
# of Solid Waste Facility Inspections	21	18	24	100%
# of Public Pool Inspections	25	23	22	100%

Objective 6: Monitor compliance; educate individuals and operators; and enforce current public health laws, rules, and regulations for all activities and establishments regulated by Health Districts.

Strategies for Improvement :

1. Conduct inspections per relevant Idaho statutes, rules, and regulations.
2. Utilize inspection processes to educate individuals, managers, and operators on the intent and benefit of public health laws, rules, and regulations.
3. Provide education, options, and guidance to the public and licensed operators on how to comply with the current public health laws, rules, and regulations that fall under the Health Districts' scope of responsibility.

Goal 6: Enforce Public Health Laws and Regulations



Annual Public Health - Idaho North Central District Performance Dashboard FY 2015

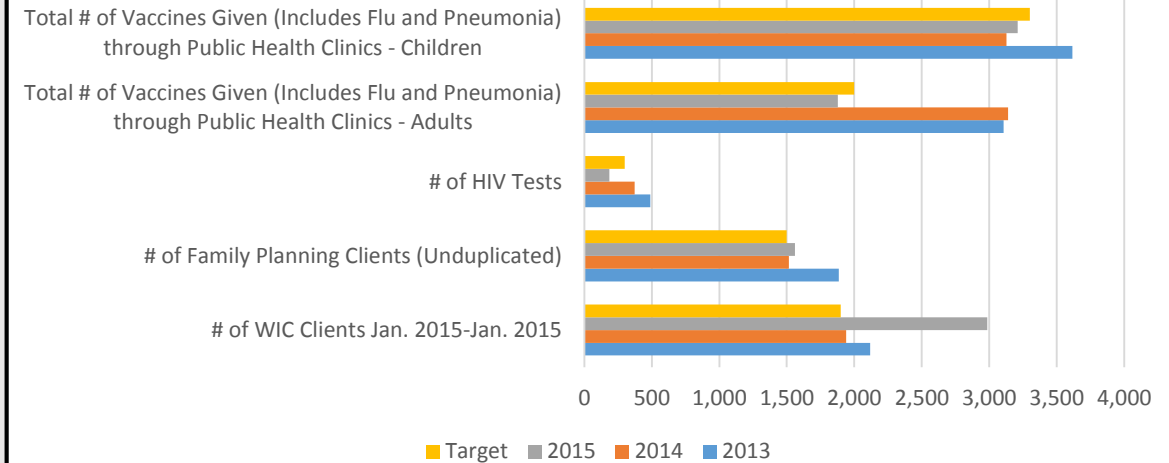
Goal 7: Access to Preventative Health Services				
Performance Measures	2013	2014	2015	Target
# of WIC Clients Jan. 2015-Jan. 2015	2,117	1,939	2,985	1,900
# of Family Planning Clients (Unduplicated)	1,886	1,516	1,560	1,500
# of HIV Tests	490	373	185	300
Total # of Vaccines Given (Includes Flu and Pneumonia) through Public Health Clinics - Adults	3,107	3,141	1,879	2,000
Total # of Vaccines Given (Includes Flu and Pneumonia) through Public Health Clinics - Children	3,616	3,128	3,212	3,300
Performance Measures	2013	2014	2015	Target
Imm. Status of Children Age 24 Mo. in PHD Clinics	93	55	50	75
% of those Up to Date	72%	74%	76%	80%
Tobacco Cessation # Served & % Quit (# & %)	107	144	104	125
# Teens	10	16	8	15
# Pregnant Women	62	98	60	50
# Adults	97	128	96	90
Percent of uninsured adults (2011-2012)	18	16	16.3	15

Objective 7: Promote strategies to improve access to health care services.

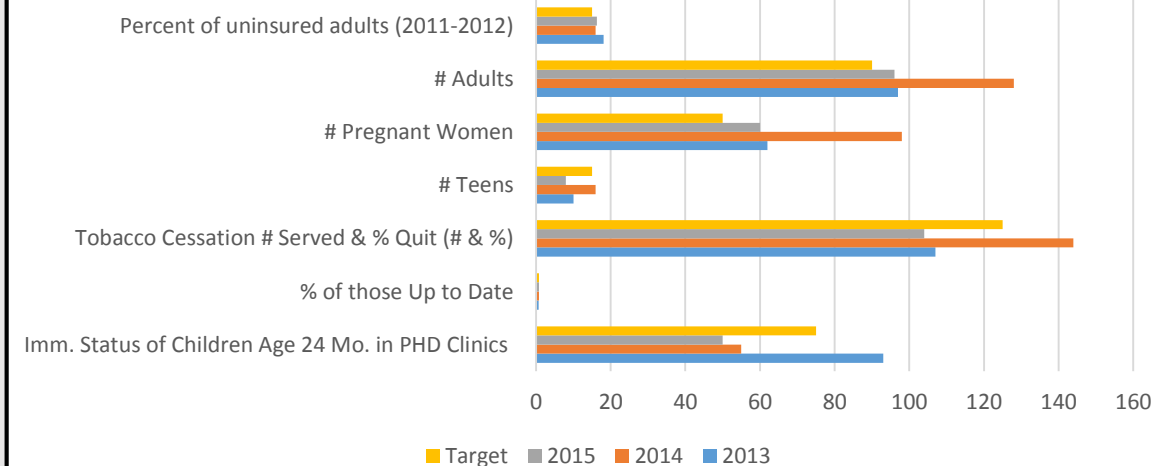
Strategies for Improvement :

1. Support and implement strategies to increase access to care in partnership with the community.
2. Link individuals to available, accessible personal health care providers.

Goal 7: Access to Preventative Health Services



Goal 7: Access to Preventative Health Services



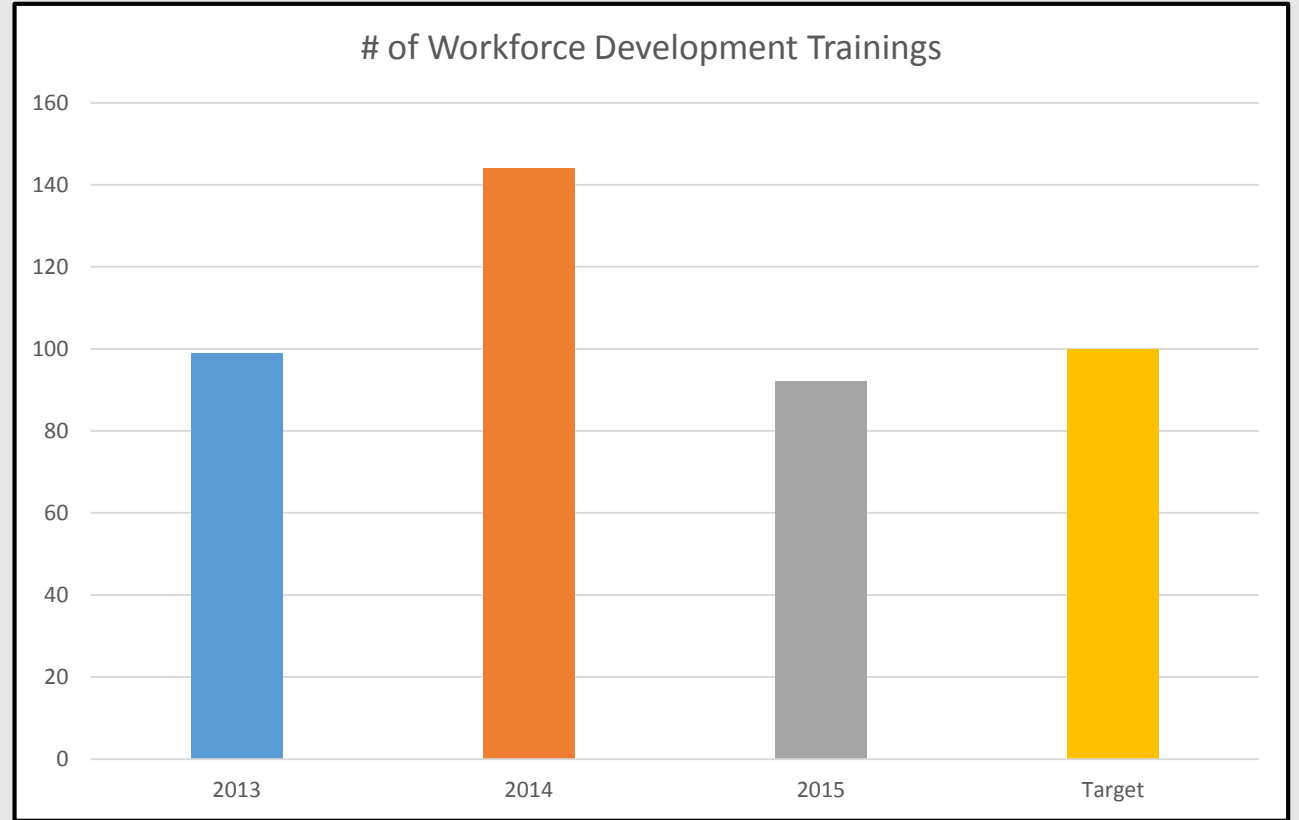
Annual Public Health - Idaho North Central District Performance Dashboard FY 2015

Goal 8: Maintain A Competent PH Workforce				
Performance Measures	2013	2014	2015	Target
# of Workforce Development Trainings	99	144	92	100

Objective 8: Promote public health competencies through continuing education, training, and leadership development activities.

Strategies for Improvement :

1. Recruit, train, develop, and retain a diverse staff.
2. Provide continuing education, training, and leadership development activities.



Annual Public Health - Idaho North Central District Performance Dashboard FY 2015

Goal 9: Quality Improvement				
Performance Measures	2013	2014	2015	Target
Quality Improvement Initiatives	14	5	7	6
# of changes based on QI findings	6	3	6	6

Objective 9: Evaluate and continuously improve organizational practice, processes, programs, and interventions.

Strategies for Improvement :

1. Implement quality improvement processes.
2. Apply evidence-based criteria to evaluation activities.

